

mushaboom design

February 18, 2010

Proposal for two murals at the new École Secondaire in Bedford, NS for WHW Architects.

Prepared by Barry Roode, Creative Director, Mushaboom Design.



Creative Director
Mushaboom Design

1076 Mushaboom Road
Mushaboom, NS. B0J 3H0

T: 902 293 0324

E: barry@mushaboomdesign.com

www.mushaboomdesign.com


Mushaboom Design was given a short brief from WHW Architects which allowed for a great deal of freedom in creating artwork that might be appropriate for the École secondaire: 'Images of the Acadian Countryside'. Working with a variety of images from various parts of French Speaking Nova Scotia two initial designs have been created: Rocky Shores and Rolling Hills representing the parts of Nova Scotia inhabited by present-day Acadian peoples.

It may be noted that not a lot of focus was put on historic imagery. This is quite intentional, reflecting the inspiration from daily life and not focusing on the touristic landmarks.

These initial sketches are presented for your approval or to be adjusted / reworked as per your direction. It should be noted that these are thumbnails sketches that do give a good idea of overall composition, layout, and colour placement but more detail will be added when full-scale artwork is produced.

The following steps need to be followed for the order to be filled:

- comment on these initial sketches with either approval or ideas for adjusting them to best suit your needs
- following approval of the initial concepts Mushaboom Design will produce 1/4 scale artwork for approval
- with the 1/4 scale artwork approved Mushaboom Design will produce a production proof for approval
- with the production proof approved, Mushaboom Design will complete production and ship to Technisilence for installation



2135 mm

Rocky Shores

The strong vertical format of this mural suggested the dramatic scenery of Cape Breton. Photographs from Isle de Madame, and the North Shore of the Cabot trail were used as a jumping off point for this art work.

Images of the forest, fields, and fishing with villages dotted amongst the hills are featured in this mural intended for the 'Street' of the new École Secondaire.

Bold shapes are used to make the mural easy to read from a distance. This is juxtaposed against rich detail of overlapping colours and textures that create lasting visual interest when viewed up close.

The foreground villages are detailed with a subtle texture created by text containing the words 'culture, langue, francophonie, Acadie, histoire, avenir,' etc. This text is intended to be noticed in an almost subliminal way so as not to make a poster out of the mural.

Colours chosen for this sketch were selected to complement the finished colours present elsewhere in the building but are easy to change if desired.

Main colours used:



Accent colours used:



4880 mm



Rolling Hills

The elongated shape of this mural suggested the rolling hills of the Bay of Fundy. Photographs from Grand Pré, the Noel shore, and Digby were gathered together to create this artwork.

Gardens, and farming as well as the Bay of Fundy itself, of course, feature prominently in this mural intended for the hallway leading into the Garderie.

As with the 'Cap Breton' mural bold shapes are combined with rich detail in colour and texture to create both dramatic effect and to be visually engaging when viewed from close up.

The sheep in the field serve as a clue to the hidden details of other animals such as bunnies, porcupine, deer, and fish which are there to be found for the amusement of the children.

Colours in the mural are not intended to be realistic but to complement the space and to contrast the moody sky and bay against the joyfully colourful fields, gardens and houses.

Main colours used:




Accent colours used:






Detail of Rocky Shores mural showing text detail in ground.



Basic line drawing of Rocky Shores Mural



Basic Line Drawing of Rolling Hills mural.



These images give a sense of the detail that you can expect in terms of colour layering and blending, texture, line thickness, and general scale of details.

For the Rolling Hills mural it also gives a sense for how animal figures will be incorporated into the landscape in a fantastical way for the children to find.

